



Ibex

Mesh Back Synchro-Tilter

MVL2801 / MVL28001F

Features

- Synchro-tilt mechanism
- Air-flow mesh back
- Multi position tilt lock & tilt tension adjustment
- Spider base
- Lumbar support with height adjustment
- Height adjustable arms
- Dual wheel carpet casters
- Pneumatic seat height adjustment



Upholstery options

- Luxhide bonded leather seating surfaces (Various colours) **MVL2801**
- Fabric seat upholstery **MVL2801F**
(All grade 3 seating textiles available)
- Mesh back in Black only

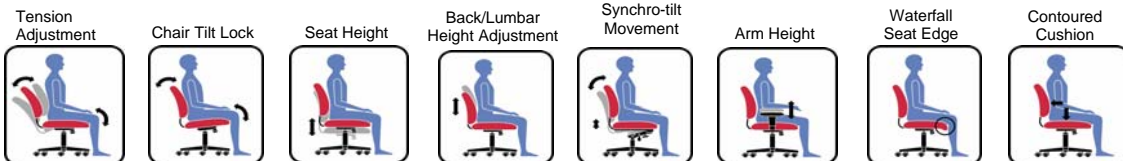
Specifications

Dimensions 26"W x 26.5"D x 39.5"H
 Seat height 16.5" - 20.5"
 Weight. 51 lbs / 23.1 kg
 Volume. 10.5 ft³ / 0.3 m³



MADE IN CANADA

Ergonomic Features





Ibex

Mesh Back Multi-Tilter

MVL2803 / MVL2803F



Features

- Multi-tilter mechanism
- Air-flow mesh back
- Infinite position tilt lock and tilt tension adjustment
- Independent back & seat angle adjustment
- Forward seat angle adjustment
- Lumbar support with height adjustment
- Height adjustable arms
- Dual wheel carpet casters
- Pneumatic seat height adjustment
- Optional sliding seat depth adjustment (MD)

Upholstery options

- Luxhide bonded leather seating surfaces (Various colours) **MVL2803**
- Fabric seat upholstery **MVL2803F**
(All grade 1 seating textiles available)
- Mesh back in Black only

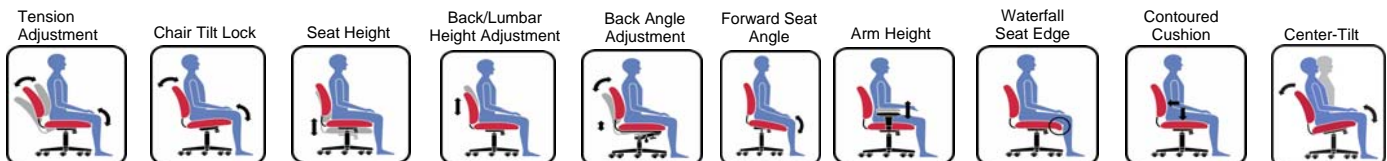
Specifications

Dimensions 26"W x 27"D x 39.5H
 Seat height 17.5" - 21.5"
 Weight. 56 lbs / 25.4 kg
 Volume. 10.5 ft³ / 0.3 m³



MADE IN CANADA

Ergonomic Features





Ibex

Mesh Back Tilter

MVL2804 / MVL2804F



Features

- Tilter mechanism
- Air-flow mesh back
- Upright tilt lock and tilt tension adjustment
- Lumbar support with height adjustment
- Seat depth adjustment
- Height adjustable arms
- Durable SSU armcaps
- Dual wheel carpet casters
- Pneumatic seat height adjustment

Upholstery options

- Luxhide bonded leather seating surfaces (Various colours) **MVL2804**
- Fabric seat upholstery **MVL2804F**
(All grade 1 seating textiles available)
- Mesh back in Black only

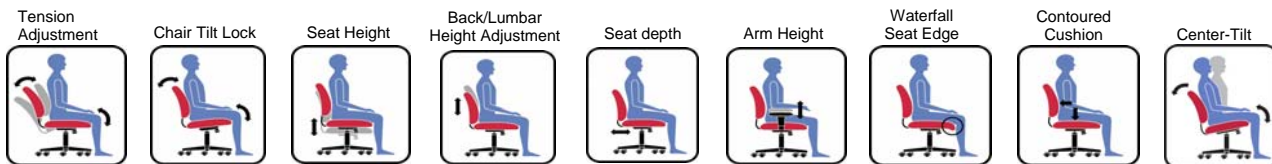
Specifications

Dimensions 26"W x 26.5"D x 38.5"H
 Seat height 16.5" - 20.5"
 Weight. 49 lbs / 22.3 kg
 Volume. 10.5 ft³ / 0.3 m³



MADE IN CANADA

Ergonomic Features





Ibex

Mesh Back Task Chair

MVL2806 / MVL2806F



Features

- Task mechanism
- Air-flow mesh back
- Lumbar support with height adjustment
- Seat depth adjustment
- Height adjustable arms
- Durable SSU armcaps
- Dual wheel carpet casters
- Pneumatic seat height adjustment

Upholstery options

- Luxhide bonded leather seating surfaces (Various colours) **MVL2806**
- Fabric seat upholstery **MVL2806F**
(All grade 1 seating textiles available)
- Mesh back in Black only

Specifications

Dimensions 26"W x 26.5"D x 37"H

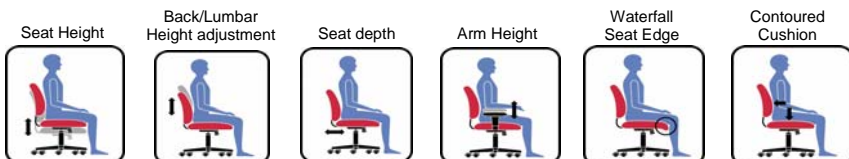
Seat height 16" - 20"

Weight. 41 lbs / 18.6 kg

Volume. 10.5 ft³ / 0.3 m³



Ergonomic Features





Ibex

*Mesh Seat and Mesh Back
Synchro-Tilter*

MVL2821



Features

- Synchro-tilt mechanism
- Air-flow mesh seat and back
- Multi position tilt-lock & tilt-tension adjustment
- Spider base
- Lumbar support with height adjustment
- Height adjustable arms
- Dual wheel carpet casters
- Pneumatic seat height adjustment

Upholstery options

- Mesh seat and mesh back - black only

Specifications

Dimensions 26"W x 26.5"D x 39.5"H

Seat height 16.5" - 20.5"

Weight. 51 lbs / 23.1 kg

Volume. 10.5 ft³ / 0.3 m³



MADE IN CANADA

Ergonomic Features





Ibex

*Mesh Seat and Mesh Back
Multi-Tilter*

MVL2823



Features

- Multi-tilter mechanism
- Air-flow mesh seat and back
- Infinite position tilt-lock and tilt-tension adjustment
- Independent back & seat angle adjustment
- Forward seat angle adjustment
- Lumbar support with height adjustment
- Height adjustable arms
- Dual wheel carpet casters
- Pneumatic seat height adjustment
- Optional sliding seat depth adjustment (MD)

Upholstery options

- Mesh seat and mesh back - black only

Specifications

Dimensions 26"W x 27"D x 39.5"H

Seat height 17.5" - 21.5"

Weight 56 lbs / 25.4 kg

Volume 10.5 ft³ / 0.3 m³



MADE IN CANADA

Ergonomic Features





Ibex

Mesh Seat and Mesh Back Tilter

MVL2824



Features

- Tilter mechanism
- Air-flow mesh seat and back
- Upright tilt-lock and tilt-tension adjustment
- Lumbar support with height adjustment
- Seat depth adjustment
- Height adjustable arms
- Durable SSU armcaps
- Dual wheel carpet casters
- Pneumatic seat height adjustment

Upholstery options

- Mesh seat and mesh back - black only

Specifications

Dimensions 26"W x 26.5"D x 38.5"H

Seat height 16.5" - 20.5"

Weight. 49 lbs / 22.2 kg

Volume. 10.5 ft³ / 0.3 m³



MADE IN CANADA

Ergonomic Features





Ibex

*Mesh Seat and Mesh Back
Task Chair*

MVL2826



Features

- Task mechanism
- Air-flow mesh seat and back
- Lumbar support with height adjustment
- Seat depth adjustment
- Height adjustable arms
- Durable SSU arm caps
- Dual wheel carpet casters
- Pneumatic seat height adjustment

Upholstery options

- Mesh seat and mesh back - black only

Specifications

Dimensions 26"W x 26.5"D x 37"H

Seat height 16" - 20"

Weight. 41 lbs / 18.6 kg

Volume. 10.5 ft³ / 0.3 m³



MADE IN CANADA

Ergonomic Features

