

# Desking To Go



# Desk Features

*Laminate Finishes & Matching Edge Details (Durable 3mm PVC on all edges)*



Dark Cherry (ADC)



Natural Cherry (ACL)



Mahogany (AML)


## Features



Top quality full extension ball bearing slides on file drawers. Top quality telescoping ball bearing slides on box drawers.



Grommets are standard on desks, returns, bridges, credenzas, extended corners and hutches.



Wide handle pulls on—Black finish

# Warranty



Offices to Go warrants its desking products to be free from defects in material and workmanship for five years from date of order; subject to the limitations below and the non-conflicting terms and conditions of the standard Global Upholstery warranty.

Locks, glides and laminate.....5 years  
Folding tables.....1 year

### DIMENSIONS:

All dimensions are shown in inches.

Colours are as close to actual materials as printing techniques will allow. If you are in need of a real sample, please contact your Global dealer.

### PRICES:

All prices for Offices To Go are shown in Canadian dollars.

### EFFECTIVE PERIOD:

Prices and availability are subject to change without notice. Prices shown are current manufacturer's suggested list prices at the time of printing. All applicable taxes are extra. Descriptions, specifications and prices are subject to change without notice. Errors and omissions are subject to correction.

## Welcome to Offices To Go!

**Offices to Go** offers you a practical desking solution that combines cost effectiveness, commercial quality and clean contemporary styling.

A wide range of components are available enabling desk configurations for your general office, reception or storage needs. Offices to Go desks are designed to be reconfigured, allowing the furniture to grow with your future needs.

Laminate finishes are available in Natural Cherry, Dark Cherry and Mahogany. Standard features include quality hardware, durable 3mm edging, grommets & key locks, making this a product of exceptional value.

Offices to Go Desks are designed to offer you a versatile, quality solution at a budget price.



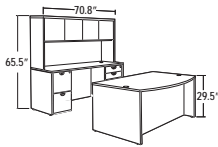
## Features

- Three laminate colours; Natural Cherry (ACL), Mahogany (AML) and Dark Cherry (ADC) with 3mm PVC matching edge.
- File drawers feature full extension ball bearing drawer slides. Box drawers use top quality telescoping ball bearing slides.
- Lateral files come equipped with a mechanical safety interlock.
- Pedestals, lateral files and multi-storage files are designed to connect to the appropriate desk, credenza, and return shells.
- Metal pins and cam fasteners are designed for easy assembly. Metal brackets are also included for additional strength and rigidity.
- Key locks are standard on pedestals, storage units and lateral files.



**SLP101**

Package shown in Dark Cherry (ADC)

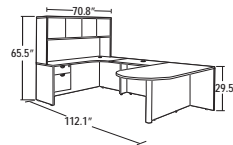


## SLP101

(Shown above - Reversible)

### PACKAGE CONTENTS

- SL7141BDS - Bow Desk
- SL71HD - Hutch
- SL7124CS - Credenza
- SL22FF - FF Pedestal (2x)
- SL22BBF - BBF Pedestal

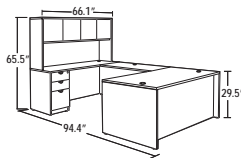


## SLP102L

(Available in right hand version - SLP102R)

### PACKAGE CONTENTS

- SL7136DIM - D Top
- SL71HD - Hutch
- SL7136CER - Extended Credenza
- SL4224FB - 42" Bridge
- SL22HBF - HBF Pedestal

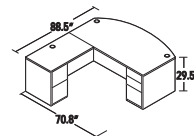


## SLP119

(Reversible)

### PACKAGE CONTENTS

- SL6630DS - Rectangular Desk
- SL66HD - Hutch
- SL6624CS - Credenza Shell
- SL4224FB - 42" Bridge
- SL22BBF - BBF Pedestal



## SLP108

(Reversible)

### PACKAGE CONTENTS

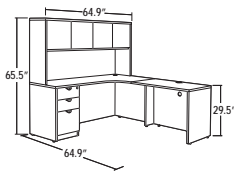
- SL7141BDS—Bow desk
- SL4824R -48" Return Shell
- SL22FF - FF Pedestal
- SL22BBF - BBF Pedestal

# General Office



**SLP120L**

Package shown in Mahogany (AML)

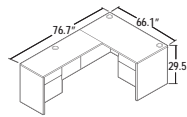


**SLP120L**

(Shown above - Available in right hand version - SLP120R)

**PACKAGE CONTENTS**

- SL66HD - Hutch
- SL6636CER - Extended Credenza
- SL3024R - 30" Return Shell
- SL22BBF - Full Pedestal

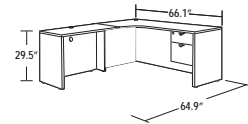


**SLP116**

(Reversible)

**PACKAGE CONTENTS**

- SL6630DS - 66 x 30 Desk
- SL4824R - 48" Return Shell
- SL22HBF - HBF Pedestal (2x)



**SLP122R**

(Available in left hand version - SLP122L)

**PACKAGE CONTENTS**

- SL6636CEL - Extended Credenza
- SL3024R - 30" Return Shell
- SL22HBF - HBF Pedestal

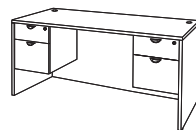


**SLP112**

(Reversible)

**PACKAGE CONTENTS**

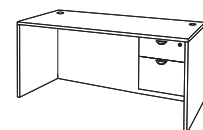
- SL6030DS - 60 x 30 Desk
- SL22BBF - BBF Pedestal
- SL22FF - FF Pedestal



**SLP113**

**PACKAGE CONTENTS**

- SL6030DS - 60 x 30 Desk
- SL22HBF - HBF Pedestal (2x)



**SLP114**

(Reversible)

**PACKAGE CONTENTS**

- SL6030DS - 60 x 30 Desk
- SL22HBF - HBF Pedestal

# Boardroom



ABOVE LAYOUT CONTAINS THE FOLLOWING COMPONENTS

Package shown in Natural Cherry (ACL)



**SL9544RS**

95" Racetrack Table

\*Available in 120" Racetrack Table



**SL3622LF**

2 Drawer Lateral File



**SL3622SC**

Storage Cabinet



**SL71BC**

71" Bookcase



**SL4848VB**

Presentation Board



Complete this layout with  
Office To Go Seating

# Reception

LAYOUT CONTAINS THE FOLLOWING COMPONENTS



**SLP115**



**SL7130RDS**

71" Reception Desk Shell



**SL4224RR**

42" Reception Return (Reversible)



**SL22BBF**

22" Deep Box/Box/File Pedestal with Lock

# Storage



**SL71BC**

71" Bookcase



**SL3622SC**

Storage Cabinet



**SL3622MSU**

Multi-Storage Unit (No top)  
Image above shown with optional top SL3622TOP



**SL3622LF**

2 Drawer Lateral File



**SL48BC**

48" Bookcase



**SL22TOP**

Top for Pedestals -  
SL22BBF, SL22FF



**SL22HBF**

Hanging BF Pedestal 22"D

**SL3622TOP**

Top for Multi-Storage Unit -  
SL3622MSU

# Components

## DESKS



### SL7141BDS

71" Bow Front Desk Shell  
70.8"W x 35.4-41.3"D x 29.5"H



### SL6630DS

66" Rectangular Desk Shell  
66.1"W x 29.5"D x 29.5"H



### SL6030DS

60" Rectangular Desk Shell  
59"W x 29.5"D x 29.5"H



### SL7130RDS

71" Reception Desk  
70.8"W x 29.5"-35.8"D x 41.5"H



### SL4224RR

42" Reception Return -  
Reversible  
41.3"W x 23.6"D x 40.5"H

## HUTCHES



### SL71HD

71" Hutch with Doors  
70.8"W x 14.9"D x 36"H



### SL66HD

66" Hutch with Doors  
66.1"W x 14.9"D x 36"H



### SL71HO

71" Hutch without Doors  
70.8"W x 14.9"D x 36"H



### SL66HO

66" Hutch without Doors  
66.1"W x 14.9"D x 36"H



### SLDOOR71L

71" Doors for SL71HO  
Hutch  
70.8"W x 1"D x 36"H



### SLDOOR66L

66" Doors for SL66HO  
Hutch  
66"W x 1"D x 36"H

## CREDENZAS



### SL7136CEL

71" Left Extended Corner  
Credenza  
70.8"W x 35.4"D x 29.5"H



### SL7136CER

71" Right Extended Corner  
Credenza  
70.8"W x 35.4"D x 29.5"H



### SL6636CEL

66" Left Extended Corner  
Credenza  
66.1"W x 35.4"D x 29.5"H



### SL6636CER

66" Right Extended Corner  
Credenza  
66.1"W x 35.4"D x 29.5"H



### SL7124CS

71" Credenza Shell  
70.8"W x 23.6"D x 29.5"H



### SL6624CS

66" Credenza Shell  
66.1"W x 23.6"D x 29.5"H

## RETURNS/BRIDGES



### SL7136DIM

"D" Island - T-Base, Mono-  
post & Modesty Panel  
70.8"W x 35.4"D x 29.5"H



### SL4824R

48" Return Shell -  
Reversible  
47.2"W x 23.6"D x 29.5"H



### SL4224R

42" Return Shell -  
Reversible  
41.3"W x 23.6"D x 29.5"H



### SL3024R

30" Return Shell -  
Reversible  
29.5"W x 23.6"D x 29.5"H



### SL4824FB

48" Flush Bridge  
47.2"W x 23.6"D x 29.5"H



### SL4224FB

42" Flush Bridge  
41.3"W x 23.6"D x 29.5"H

# Components

## PEDESTALS & STORAGE



### SL22BBF

BBF Full Pedestal 22"D  
15.6"W x 21.9"D x 28.5"H



### SL22FF

FF Full Pedestal 22"D  
15.6"W x 21.9"D x 28.5"H



### SL22HBF

Hanging BF Pedestal 22"D  
15.5"W x 22"D x 18.8"H



### SL22TOP

Top for Pedestals SL22BBF and SL22FF  
16"W x 21.9"D x 1.9"H



### SL3622LF

2 Drawer Lateral File 36" x 22"  
(with top)  
35.4"W x 22"D x 29.5"H



### SL3622SC

Storage Cabinet 36" x 22"  
(with top)  
35.4"W x 22"D x 29.5"H



### SL3622MSU

Multi-Storage Unit (No top)  
35.4"W x 21.9"D x 28.5"H



### SL3622TOP

Top for Multi-Storage Unit  
SL3622MSU  
35.4"W x 21.9"D x 0.9"H

## TABLES



### SL12048RS

120" Racetrack Table  
120"W x 47.2"D x 29.5"H



### SL9544RS

95" Racetrack Table  
94.4"W x 43.3"D x 29.5"H



### SL42R

42" Round Table/Cross Base  
41.3"W x 29.5"H



### SL71BC

71" Bookcase  
31.4"W x 13.7"D x 70.8"H



### SL48BC

48" Bookcase  
31.4"W x 13.7"D x 47.2"H

## ACCESSORIES



### SL4848VB

Presentation Board  
47.2"W x 4.72"D x 47.2"H



### SL71TB

Tackboard for 71" Hutches -  
Black Fabric  
68.3"W x 0.4"D x 17.3"H



### SL66TB

Tackboard for 66" Hutches -  
Black Fabric  
64"W x 0.4"D x 17.3"H



### SL20CD

20" Center Drawer  
21.4"W x 21.1"D x 1.9"H



### SLKB

Keyboard Tray  
23.6"W x 13.7"D x 1.1"H

# Lite-Lift II

**MULTI-PURPOSE, COMMERCIAL QUALITY.**

**FOLDING TABLES & CHAIRS**

- Lite-Lift II is ideal for applications that require a light weight and easy to clean folding table.
- Table tops are polypropylene and fully water resistant.
- Lite-Lift II passes all BIFMA standards for strength and durability.
- Steel folding legs are finished in a scuff resistant textured charcoal epoxy coating.



### Edge Detail

Thick impact resistant radius corner helps to protect individuals from injury.



### Legs Detail

Folding legs automatically lock when opened.



### Support

High strength 19 gauge, 1 1/8" diameter steel tubular legs have welded crossbars for durability and stability.



### Finish

Lite-Lift II tops are available in Oyster Grey finish. UV inhibitors prevent fading.



# Lite-Lift II

**MULTI-PURPOSE, COMMERCIAL QUALITY.  
RECTANGULAR FOLDING TABLES**



## MVLFR48

48" Rectangular folding table  
24"W x 48"D x 29.25"H



## MVLFR60

60" Rectangular folding table  
30"W x 60"D x 29.25"H



## MVLFR72

72" Rectangular folding table  
30"W x 72"D x 29.25"H



## MVLFR96

96" Rectangular folding table  
30"W x 96"D x 29.25"H

## ROUND FOLDING TABLES



## MVLFR48D

48" Round folding table  
48"W x 48"D x 29.25"H



## MVLFR60D

60" Round folding table  
60"W x 60"D x 29.25"H



### Layout contains

round folding table  
and table dolly.

## FOLDING CHAIRS



## OTG11674

Folding chair (armless) set of 4  
18.5"W x 22.5"D x 34.25"H



### Layout contains

round folding table  
and chairs.

## TABLE & CHAIR DOLLIES



## OTG11840

Dolly for MVLFR48  
51.8"W x 24.4"H x 45.2"H



## OTG11841

Dolly for MVLFR60,  
MVLFR72 & MVLFR96  
75.8"W x 30.3"H x 45.2"H



## OTG11842

Dolly for MVLFR48D  
& MVLFR60D  
51.9"W x 32.7"H x 40.1"H



## MVL2776

Dolly for OTG11674  
18.5"W x 43.5"D x 74.75"H

DOLLY CAPACITY  
48" Tables - **20**

DOLLY CAPACITY  
60" Tables - **20**  
72" Tables - **20**  
96" Tables - **18**

DOLLY CAPACITY  
48" Tables - **15**  
60" Tables - **12**

DOLLY CAPACITY  
Chairs - **25**

Image shows folding  
chairs not included.



The Global Group, 1350 Flint Rd., Downsview ON Canada M3J 2J7  
Sales & Marketing: Tel (1-877) 446-2251  
Customer Service: Fax (800) 361-3182  
[www.officestogocanada.com](http://www.officestogocanada.com)

